
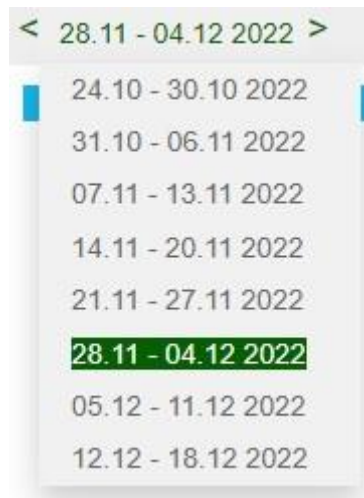


User's Guide to the Bets.ai website

The website is available in 4 languages: English, French, Italian and Spanish. English is the basic language of the website - the other three languages being translations from it.



The matches are displayed with a one week interval and not by days. You can click left or right to change the week and also the matches.



On the top right you will see a bell and two buttons: the My Account button and the Logout button. The bell will show you the number of new articles that have appeared on the Blog. The My Account button will take you to your personal information and notes section.



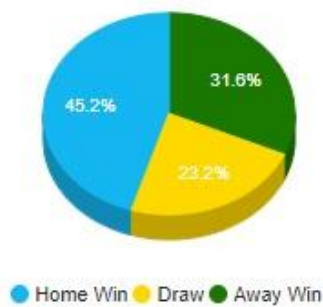
On the left-hand side of the web page there is a menu with several buttons. Let's take them one by one:

Leagues Statistics – General:

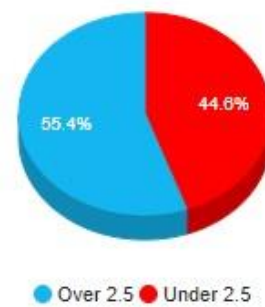
Here you will be able to find general information such as the percentage of wins by the home teams, the percentage of matches ending in a draw or the percentage of wins by the visitors, the number of matches ending with more than 2.5 goals or in which both teams have scored, from the 4 major football leagues (Premier League, Serie A, La Liga and Ligue 1) that our website analyses.

Premier League ▼ 2022 / 2023 ▼

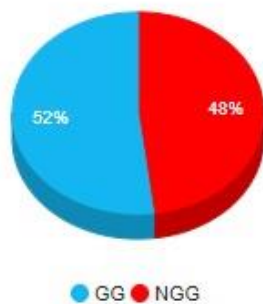
1X2:



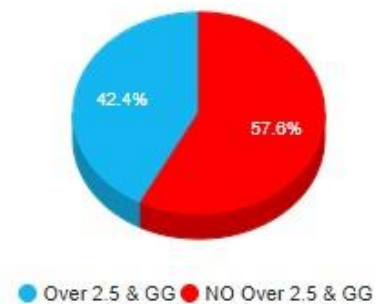
Over/Under 2.5:



GG/NGG:



Over/Under 2.5 & GG/NGG



Leagues Statistics – Low score matches:

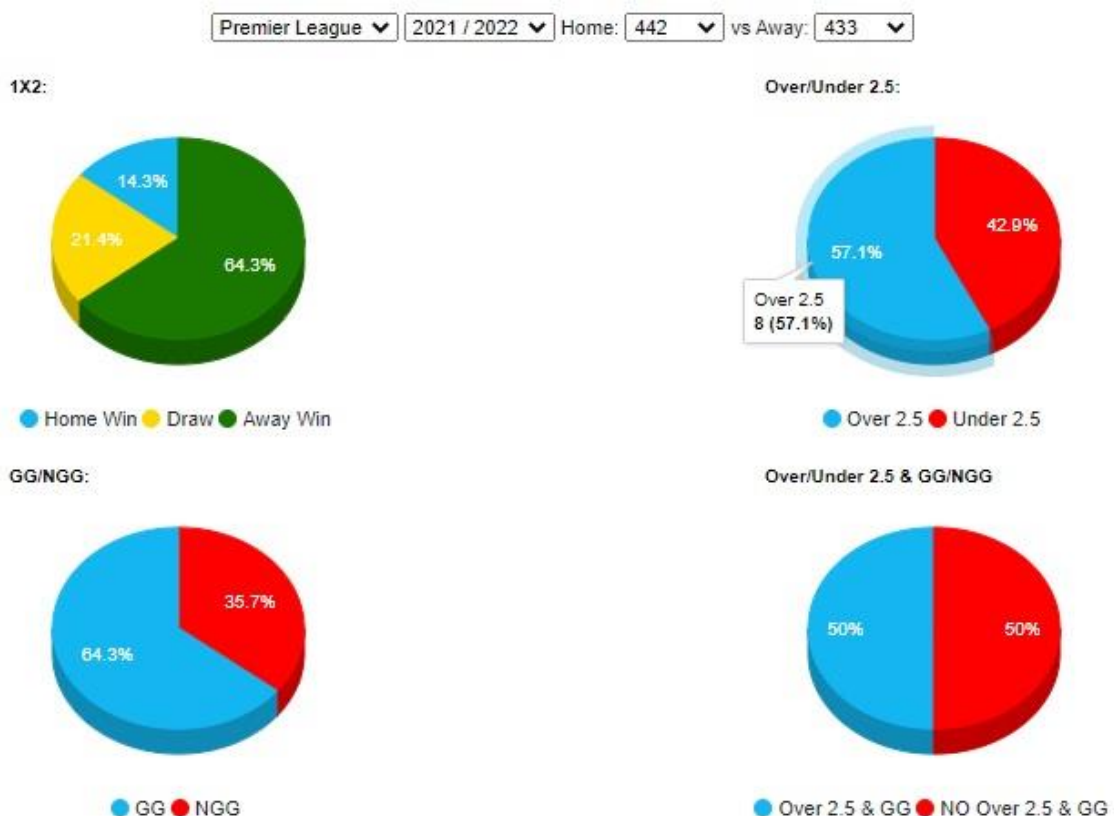
You will be able to quickly see, with a single click, the number of matches ended 0-0, 1-0 or 0-1 in a chosen league since the 2018-2019 season.

Leagues Statistics – Hour of play:

Here you will find general statistical information categorized purely by the hour of the matches. Thus: matches played until 14:59 CET belong to the Early category; matches played between 15:00 and 17:59 belong to the Classic category; matches played between 18:00 and 19:59 belong to the Evening category; matches played after 20:00 belong to the Night category.

Leagues Statistics – System formation:

Find out what happens in a particular league when teams use certain formation systems. For example: what usually happens in the Premier League when the home team plays in a 4-4-2 formation against visitors who play in a 4-3-3 formation?



Leagues Statistics – Referees:

In this section you will find information about referees - the number of matches officiated in a particular season plus the number of penalties and red cards awarded.

Team Statistics – General:

The information presented in this section is similar to that in the General category (presented above), except that it takes into account each individual team and not the championship. We present a team's statistics for home and away matches.

Premier League ▼ Arsenal ▼ 2022 / 2023 ▼

ARSENAL



At Home: Strong offensive, Strong defensive

Away: Strong offensive, Strong defensive

Average goals scored (per match): 2.35

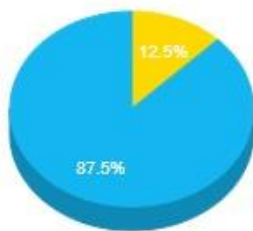
Average goals received (per match): 0.82

Preferred system (home): 4-2-3-1

Preferred system (away): 4-2-3-1, 4-3-3

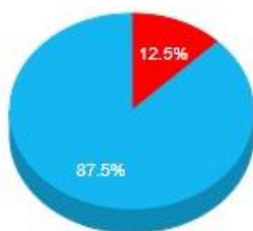
Arsenal at Home

1X2:



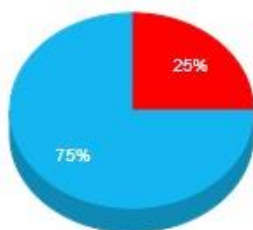
● Win ● Draw ● Loss

Over/Under 2.5:



● Over 2.5 ● Under 2.5

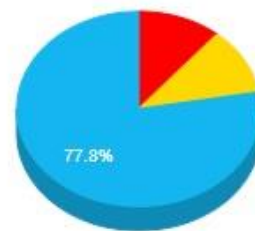
GG/NGG:



● GG ● NGG

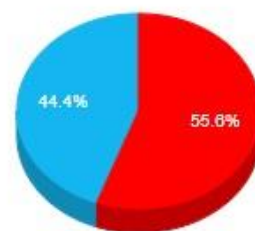
Arsenal Away

1X2:



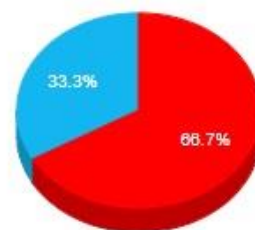
● Win ● Draw ● Loss

Over/Under 2.5:



● Over 2.5 ● Under 2.5

GG/NGG:

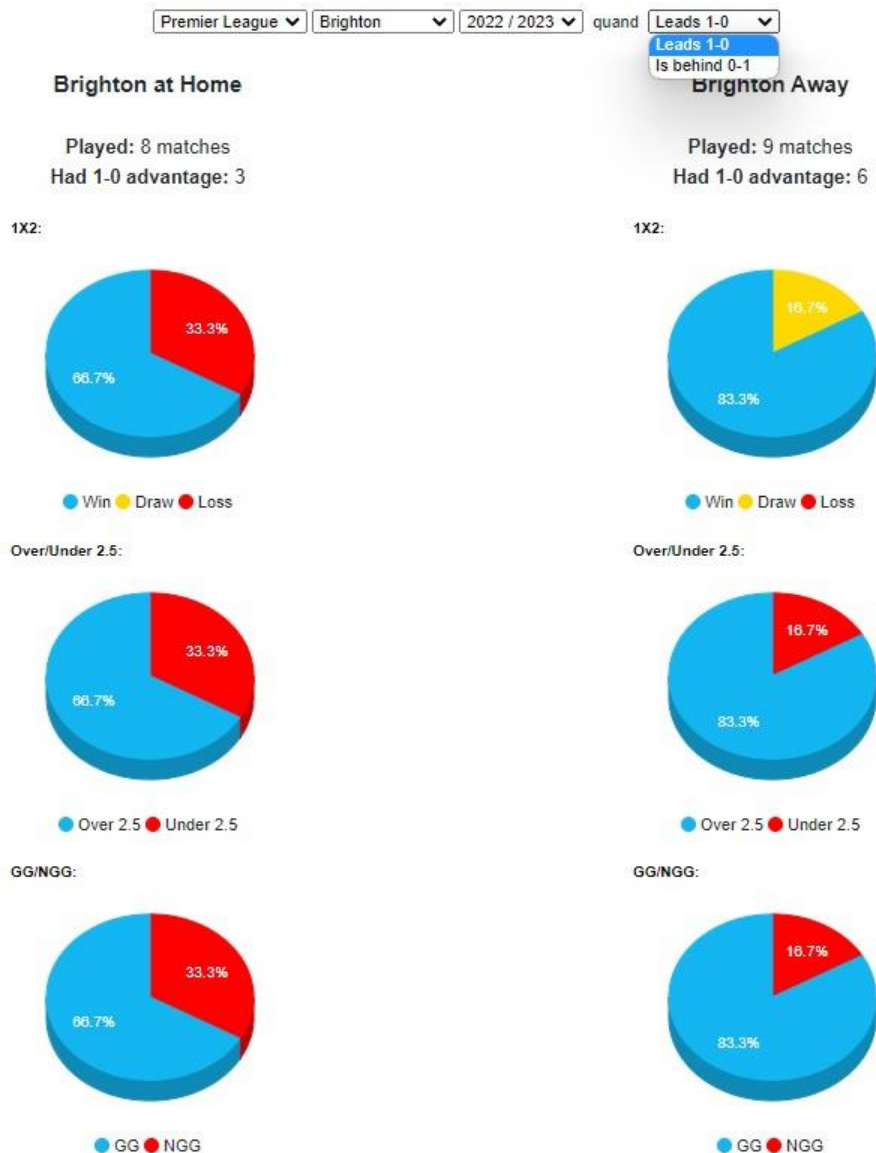


● GG ● NGG

From a punter's point of view, many conclusions can be drawn from these statistics. For example, the fact that Arsenal often wins when it plays on home ground, that there is a good chance that the match will have more than 2,5 goals and that in most of the matches both teams have score at least once. Therefore, a bet such as 'Arsenal wins & over 2.5 goals in the match' or 'Arsenal wins & both teams will score' or 'Over 2.5 goals in the match & both teams to score', will have a high chance of success.

Team Statistics – Behavior (of a team):

In this section of the website you can find out how a team behaves in matches where they open the score versus how they behave in matches where their opponents open the score.



From the Brighton example presented above one can conclude that Brighton tends to open the score when playing away from home (they have opened the score in 6 out of 9 away games so far), and when they do so, they usually win; in any event, they don't lose.

Another conclusion that can be drawn (useful for live betting) is that when Brighton opens the score, there is a good chance that the match will have at least 3 goals and that Brighton's opponents will score too. A bet like *'Both teams will score'* has a pretty good chance of success.

Team Statistics – Half time, second half

In this section you will find:

- a team's 1X2 statistics at half-time;
- the percentage of matches in which a certain team scored in the first half and in the second half;
- the percentage of matches in which a team conceded at least one goal in the second half;
- the exact number of goals scored/conceded in each of the two halves;
- which of the two halves statistically had more goals;
- how a team statistically behaves (1X2) when it leads at half-time, when the score is 0-0 or 1-1 at half-time and when the team is being lead at half-time.

Team Statistics – System formation:

This statistic shows you how a team behaves when playing at home or away with a certain system of play.

Premier League ▼ 2022 / 2023 ▼ Team: Man City ▼ 433 (13) ▼

MAN CITY

Man City at Home

3241 (1)
3421 (1)
343 (1)
4231 (1)
433 (13)



Man City Away

Bets Simulators:

In this section we offer you 6 betting simulators (simulators A, B, C and D follow strategies designed by us), 6 different strategies - strategies which, depending on the betting odds, all aim to double the initial bank as quickly as possible.

Simulator A Simulator B Simulator C Simulator D Fibonacci Adapted D'Alembert

+

Add simulator

Simulator A Simulator B Simulator C Simulator D Fibonacci Adapted D'Alembert

+

Simulator no. 1

Initial bank: Apply

Simulator A Simulator B Simulator C Simulator D Fibonacci Adapted D'Alembert

+

Simulator no. 1

Initial bank: R X

Bet	Here you can write the Match	Odd of the bet		Your stake shall be	New bank balance	Choose outcome	Amount won	Total balance
1	<input type="text"/>	<input type="text" value="1.50-1.99"/>	RUN			Choose ▾	0.00	

Simulator A Simulator B Simulator C Simulator D Fibonacci Adapted D'Alembert

+

Simulator no. 1

Initial bank: R X

Bet	Here you can write the Match	Odd of the bet		Your stake shall be	New bank balance	Choose outcome	Amount won	Total balance
1	<input type="text"/>	<input type="text" value="1.80"/>	RUN	200.00	800.00	Choose ▾	0.00	

↑

Depending on the win or lose outcome of the first bet, the simulator will indicate what stake must be used for the next (2nd in this case) bet:

Simulator A Simulator B Simulator C Simulator D Fibonacci Adapted D'Alembert

+

Simulator no. 1

Initial bank: R X

Bet	Here you can write the Match	Odd of the bet		Your stake shall be	New bank balance	Choose outcome	Amount won	Total balance
1	<input type="text"/>	<input type="text" value="1.80"/>	RUN	200.00	800.00	Win ▾	360.00	1160.00
2	<input type="text"/>	<input type="text" value="1.50-1.99"/>	RUN			Choose ▾	0.00	

Standings Simulator:

In this section you can simulate how the standings would change if one or more matches ended with any particular score that you enter.

Premier League [Ligue 1](#) [Serie A](#) [La Liga](#)

England: Premier League		#	Team	PM	W	D	L	G	Pts			
Aston Villa	<input type="text"/>	-	<input type="text"/>	Leeds	1	Arsenal	17	14	2	1	40:14	44
Man Utd	<input type="text"/>	-	<input type="text"/>	Man City	2	Man City	17	12	3	2	45:16	39
Everton	<input type="text"/>	-	<input type="text"/>	Southampton	3	Newcastle	18	9	8	1	32:11	35
Nottingham	<input type="text"/>	-	<input type="text"/>	Leicester	4	Man Utd	17	11	2	4	27:20	35
Brighton	<input type="text"/>	-	<input type="text"/>	Liverpool	5	Tottenham	18	10	3	5	37:25	33
Wolves	<input type="text"/>	-	<input type="text"/>	West Ham	6	Fulham	19	9	4	6	32:28	31
Brentford	<input type="text"/>	-	<input type="text"/>	Bournemouth	7	Liverpool	17	8	4	5	34:22	28
Newcastle	<input type="text"/>	-	<input type="text"/>	Fulham	8	Brighton	17	8	3	6	32:25	27
Chelsea	<input type="text"/>	-	<input type="text"/>	Crystal Palace	9	Brentford	18	6	8	4	30:28	26
Tottenham	<input type="text"/>	-	<input type="text"/>	Arsenal	10	Chelsea	18	7	4	7	21:21	25
				11	Aston Villa	18	6	4	8	20:26	22	
				12	Crystal Palace	17	6	4	7	17:25	22	
				13	Leicester	18	5	2	11	26:31	17	
				14	Leeds	17	4	5	8	25:31	17	
				15	Nottingham	18	4	5	9	13:34	17	
				16	Bournemouth	18	4	4	10	18:39	16	
				17	West Ham	18	4	3	11	15:24	15	
				18	Everton	18	3	6	9	14:24	15	
				19	Wolves	18	3	5	10	11:27	14	
				20	Southampton	18	3	3	12	15:33	12	

The position of the team in the ranking is encircled by a:

Orange circle - if the team is on course of achieving its Objective.

Green circle - if the team has achieved its Objective (mathematically).

Red circle - if, for the the moment, the team is not fulfilling its Objective.

Black circle - if the team's Objective can no longer be achieved (mathematically).

The ranking positions of the teams are highlighted by circles of different colors depending on the team's objective. For example, the ranking position will be displayed in an orange circle if in that moment the team is on course of achieving its seasonal objective. You will find the legend below the standings.

The teams' objectives are estimated by our analysts based on a club's tradition, coach profile and recent investments.

Odds in percentages:

In this section of the website you will be able to see how the odds are converted into percentages for upcoming matches in the four big leagues that we are analyzing. You will also find a conversion simulator for you to enter any odds you want to see as percentages.

England: Premier League							
	Aston Villa		-	Leeds			
Type of bet	1	x	2	Over 2.5	Under 2.5	GG	NGG
Bookmakers odds	1.94	3.25	4.40	1.79	2.02	1.58	2.30
Odds in %	51.54%	30.76%	22.72%	55.86%	49.5%	63.29%	43.47%
Market margin	105.02%			105.36%		106.76%	
Bookmakers advantage	4.78%			5.08%		6.33%	

Calculator							
	Home team		-	Away Team			
Type of bet	1	x	2	Over 2.5	Under 2.5	GG	NGG
Bookmakers odds	<input type="text"/>	<input type="text"/>	<input type="text"/>	<input type="text"/>	<input type="text"/>	<input type="text"/>	<input type="text"/>
Odds in %							
Market margin							
Bookmakers advantage							

[Calculate](#)

The Free Fall / Super Form section:

Here we highlight the teams that are passing through a poor period (teams without a single win from their last 5 matches whilst also suffering at least 3 defeats) and the teams that are in super form (they didn't lose a single match from their last 5 games whilst winning at least 3 of them).

Wisdom of the crowd:

Who do you think will win?
Vote only on the matches where you are confident enough.

England: Premier League				Standings	
Friday	21:00	Aston Villa	-	Leeds	
		<input type="radio"/> 1	<input type="radio"/> X	<input type="radio"/> 2	Vote
Saturday	13:30	Man Utd	-	Man City	
		<input type="radio"/> 1	<input type="radio"/> X	<input type="radio"/> 2	Vote
Saturday	16:00	Nottingham	-	Leicester	
		<input type="radio"/> 1	<input type="radio"/> X	<input type="radio"/> 2	Vote
Saturday	16:00	Brighton	-	Liverpool	
		<input type="radio"/> 1	<input type="radio"/> X	<input type="radio"/> 2	Vote

In this section you can vote for the winner of upcoming matches from the Premier League, Serie A, La Liga and Ligue 1.


Vote only where you have great confidence! After you vote, you will see how other people voted for that particular match.

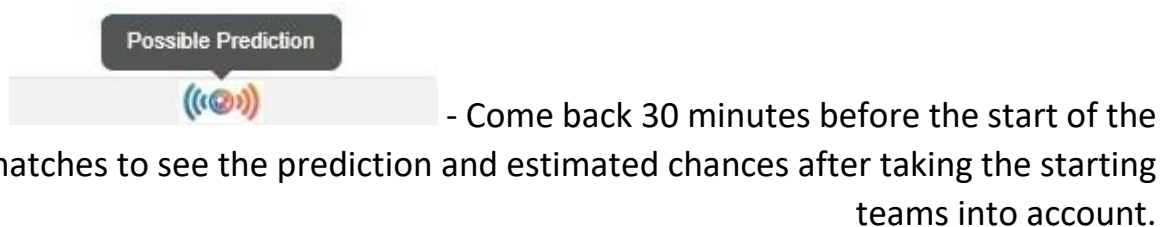
Extra Leagues:

In this section you will see our software predictions for the championship matches of Australia, Belgium, Denmark, Switzerland, Netherlands, and Portugal. Please note that only the predictions from the Portuguese league are analyzed using the power of artificial intelligence.

Premier League, Serie A, La Liga and Ligue 1 Predictions :

England: Premier League				Standings	
Friday	21:00	Aston Villa	-	Leeds	 Preview
Saturday	13:30	Man Utd	-	Man City	
Saturday	16:00	Everton	-	Southampton	

Matches where our system is likely to provide a Prediction are highlighted by this icon: . As the system takes into account the starting line-ups of each team, a Prediction can only be given 30 minutes before the start of the match. The Prediction can be viewed by clicking on the respective match.



A new window will open containing a Preview of the match (1 to 8 slides with relevant information), the 1X2 and Over 2,5 goals chances in percentages estimated by our artificial intelligence before the starting 11 is displayed and at the bottom the final Prediction for that match and the 1-X-2, GG and Over 2,5 goals estimated chances after the announcement of the starting line-ups*.



England: Premier League - Friday 21:00 Close



13.01.2023



Aston Villa

Leeds

Preview [Over/Under 2.5](#) [H2H](#) [Standings \(13.01.2023\)](#)

1 / 8

Eleven place Aston Villa, 22 points, welcome fourteen place Leeds Utd, 17 points, at Villa Park. So far this season Aston Villa won 14 points out of 27 possible on home ground, while visitors Leeds Utd have won only 5 points out of 24 possible away from home, managing to win only once - that late minute heroic victory at Anfield against Liverpool.




Come back later to see the pre-lineups AI estimated chances.

1	X	2	Over 2.5
N/A	N/A	N/A	N/A

A banner with a dark blue background and a geometric pattern. On the left is the Arsenal lion logo. The text "Waiting for lineups..." is prominently displayed in white. Below it is a blue progress bar that is nearly full, with the text "LOADING... 90%" at the bottom right.

Here are some graphical examples of what the prediction and the AI estimated 1-X-2, GG & Over 2,5 goals chances look like:



We can also have the following types of predictions: Away Win, Over 2,5 goals in the match, GG – both teams to score, on the number of goals that one team must score (for example: *Home/Away team to score Over 1,5 goals*) and also on winning by a difference of two or more goals (for example: *Home/Away team to win by 2+ goals difference – Handicap Home/Away Team -1,5*).

**The 1-X-2, GG & Over 2,5 goals estimated chances will be available for viewing even for matches where we do not have a Prediction.*

Legend:

GG (Goal Goal) = both teams to score.

NGG (No Goal Goal) = 0-0 or only one team will score.

H 2+ = the home team will score at least two goals in the match.

A 2+ = the visitors will score at least two goals in the match.

H -1,5(AH) = the home team will win by at least two goals difference.

A -1,5(AH) = the visitors will win by at least two goals difference.



The Bets.ai user's guide was created in January 2023.